

Griff- und Rahmenprofile MST/MSTH

Handle and frame profiles MST/MSTH



Typisch perfekt.

Hier zeigen die hochwertigen Schüco Alu Competence-Profile die gesamte Palette ihrer Vorzüge – technische Perfektion, ausgewogenes Design und hohe Stabilität, vereint in optisch eleganten Griff- und Rahmenprofilen.

Quintessentially perfect.

It is here that the high-quality Schüco Alu Competence profiles show the full extent of their merits – technical perfection, well-balanced design and high stability, combined in visually elegant handle and frame profiles.



Besonders vielseitig.

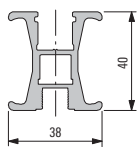
Die Vielseitigkeit der Aluminiumprofile bietet ebenso vielseitigen Einsatz. Als Trennung unterschiedlicher Türfüllungen oder als elegantes Rahmenprofil – die Variantenvielfalt bietet großen Gestaltungsfreiraum.

Particularly wide-ranging.

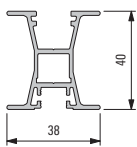
The variety of the aluminum profiles also provides a varied range of applications. As a divider between different door infills or as an elegant frame profile – the variety of options offers great design freedom.

Griffprofile MST und MSTH

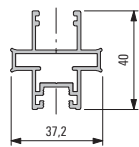
Handle profiles MST and MSTH



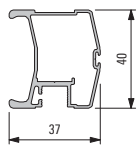
Griffprofil C
928 036
Handle profile C
928 036



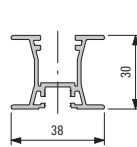
Griffprofil C Basic
928 102
Handle profile Basic C
928 102



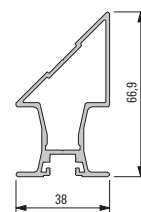
Griffprofil Bürstendichtung
928 084
Handle profile brush seal
928 084



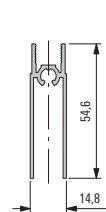
Griffprofil Bürste C
928 101
Handle profile brush C
928 101



Griffprofil BAL
928 075
Handle profile BAL
928 075



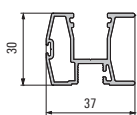
Griffprofil
928 118
Handle profile
928 118



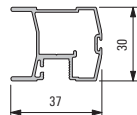
Rahmenprofil unten
928 035
Frame profile, bottom
928 035

Griff- und Rahmenprofile nur für MST

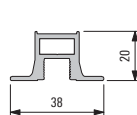
Handle and frame profiles only for MST



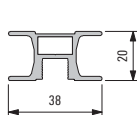
Griffprofil Bürste BAL
928 132
Handle profile brush BAL
928 132



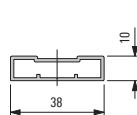
Griffprofil Bürste BAL
928 095
Handle profile brush BAL
928 095



Griff 20 L
928 107
Handle 20 L
928 107



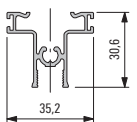
Griff 20 C
928 108
Handle 20 C
928 108



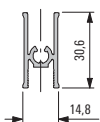
Rahmen, seitlich
928 109
Frame, lateral
928 109

Rahmen- und Sprossenprofile MST und MSTH

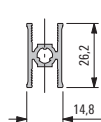
Frame and glazing bar profiles MST and MSTH



Rahmenprofil BAL
928 104
Frame profile, top
928 104



Rahmenprofil BAL
928 086
als Rahmen oben bei MST
als Rahmen unten bei MSTH



Sprossenprofil
928 065
Sash bar profile
928 065

Frame profile BAL
928 086
As a top frame for MST
As a bottom frame for MSTH