

Führungsschienen und Fahrwerk

Guide tracks and carriage unit

Eindeutig führend.

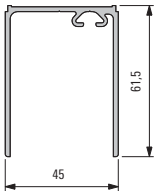
Korrespondierend mit den Bodenschienen laufen die Führungsschienen endlos, leise, leicht und sicher. Der komfortable Selbsteinzug ist serienmäßig, für das hängende System ist ein separates Fahrwerk entwickelt worden.

Unmistakeably smooth.

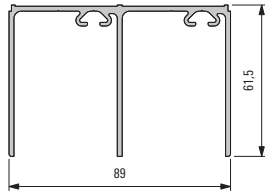
The guide tracks run continuously in line with the floor rails – quietly, easily and smoothly. For easy operation, the comfortable soft closer comes as standard, while a separate carriage unit has been developed for the suspended system.



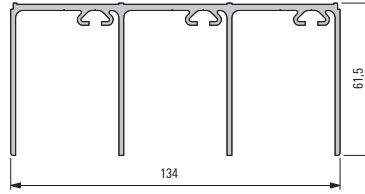
Führungsschienen MST Guide tracks MST



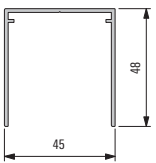
Führungsschiene, einläufig
928 061
Guide track, single-track for ceiling
928 061



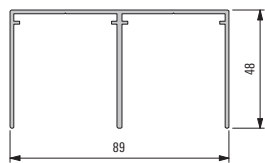
Führungsschiene, zweiläufig
928 060
Guide track, double-track for ceiling
928 060



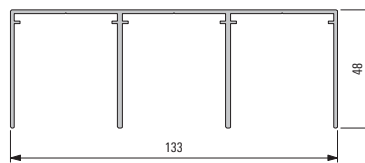
Führungsschiene, dreiläufig
928 051
Guide track, triple-track for ceiling
928 051



Führungsschiene, einläufig
928 097
Guide track, single-track for ceiling
928 097

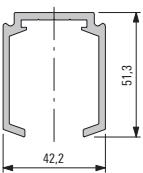


Führungsschiene, zweiläufig
928 094
Guide track, double-track for ceiling
928 094



Führungsschiene, dreiläufig
928 096
Guide track, triple-track for ceiling
928 096

Basisartikel MSTH Basic articles MSTH



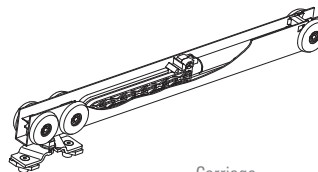
Deckenschiene
928 106
Ceiling track
928 106



Blende Drehclips
928 114
Cover plate turnclips
928 114



Führungsbolzen
552 297
Guide pin
552 297



Fahrwerk	Carriage
928 366.01 Kl. I:	928 366.01 Class I
10-20 kg	10-20 kg
928 366.02 Kl. II:	928 366.02 Class II
20-40 kg	20-40 kg
928 366.03 Kl. III:	928 366.03 Class III
40-60 kg	40-60 kg
928 366.04 Kl. IV:	928 366.04 Class IV
60-100 kg	60-100 kg