

Verbindungsprofile für Arbeitsplatten

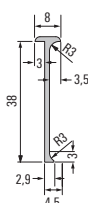
Connecting profiles for worktops



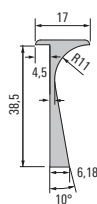
Eventuelle Versätze zwischen zwei abgerundeten Arbeitsplatten gleichen Aluminium-Verbindungsprofile geschickt – und schick – aus. Gehrungs- und Formschnitte erübrigen sich damit.

Any misalignments between two rounded worktops are offset by aluminium connecting profiles in a smart and stylish way. This eliminates the need for mitred and shaped cuts.

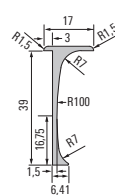
Vorteile	Benefits
<ul style="list-style-type: none"> ▪ Saubere Abschlüsse winkliger Anstöße ▪ Gehrungsschnitte entfallen ▪ Links und rechts einsetzbar 	<ul style="list-style-type: none"> ▪ Clean finishes for corners ▪ No need for mitre cuts ▪ Can be used on left or right



Art.-Nr. 921 771
Länge: 600 mm
Art. No. 921 771
Length: 600 mm



Art.-Nr. 921 891
Länge: 600 mm
Art. No. 921 891
Length: 600 mm



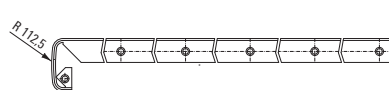
Art.-Nr. 921 941
Länge: 600 mm
Art. No. 921 941
Length: 600 mm



Art.-Nr. 921 951 (R 9,5/L 39 mm)
Längen: 600 mm, 630 mm
Art. No. 921 951 (R 9.5/L 39 mm)
Lengths: 600 mm, 630 mm



Art.-Nr. 910 200
Profilquerschnitt für Fertigteile
Art.-No. 910 200
Profile cross-section for finished components



Art.-Nr. 901 843
Länge: 601 mm
Art. No. 901 843
Length: 601 mm