

Recessed handles

Looks good, feels good

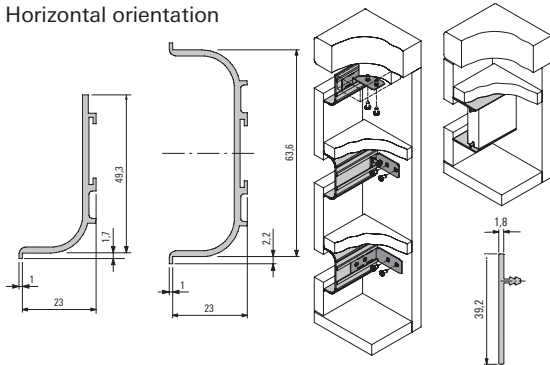


Recessed handles

Looks good, feels good

Recessed handles

Horizontal orientation



901 014

Profile

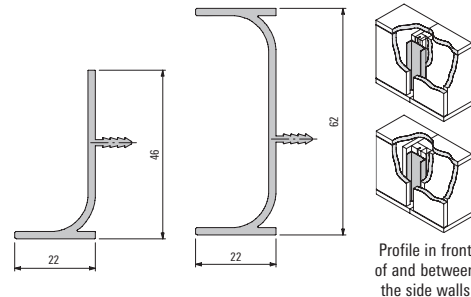
901 013

Profile

901 053

Profile

Vertical orientation



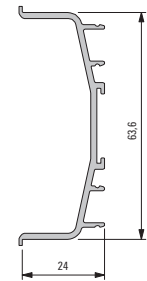
901 009

Profile

901 010

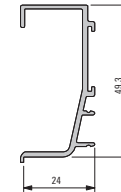
Profile

Profile in front of and between the side walls



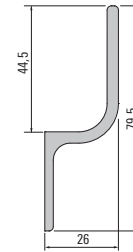
921 126

Profile



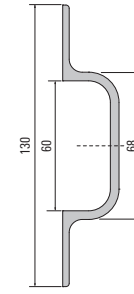
901 127

Profile



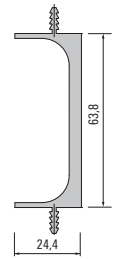
901 461

Profile for corner carousel cabinet



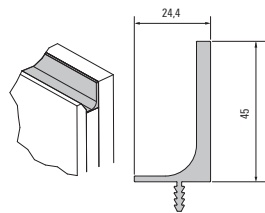
901 462

Profile for corner carousel cabinet



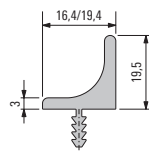
928 141

Profile for integrated dishwasher



901 344

Profile



901 219

Profile for 19 mm

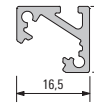
901 281

Profile for 16 mm



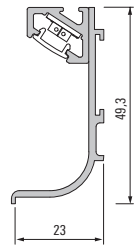
650 112

Diffusing panel, opal



985 064

Lighting profile



566 447*

End cap for 901 014 flush

566 707

End cap for 901 014 overlapping



566 477

End cap for 901 013 flush

566 697

End cap for 901 013 overlapping



566 617*

End cap for 901 014

*Left hand and right-hand design available



566 607

End cap for 901 013



566 587

Corner for 901 014 inner

566 517

Corner for 901 014 outer



566 597

Corner for 901 013 inner

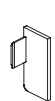
566 527

Corner for 901 014 outer



566 927.01

End cap for 901 126



566 737.01

End cap for 901 127 right

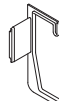
566 747.01

End cap for 901 127 left



566 687

End cap for 901 126

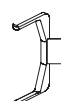


566 637.01

End cap for 901 127 right

566 637.02

End cap for 901 127 left



566 757.01

Corners for 901 126 inner

566 767.01

Corners for 901 126 outer

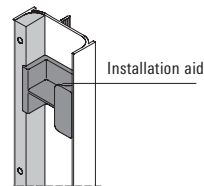


566 727.01

Corners for 901 127 inner

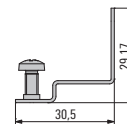
566 717.01

Corners for 901 127 outer



901 316

Installation aid
Filler profile for mounting electronic devices, 600 or 1150 mm



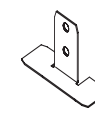
550 622

Fixing lug



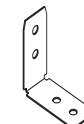
550 617

Fixing clip



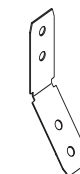
550 402

Fixing bracket



550 512

Fixing bracket



550 511

Corner chevron (135°)



551 544.30

Fixing lug