



Metamorphosis

Scientific progress and technological developments are pushing back the limits of possibility, creating a future-in-the-present. This highly contrasting range oscillates between subtly iridescent white and futuristic black, incorporating smooth and spangled textures for use with satiny or ultra-shiny lacquered finishes.

Collection Futura 2010 - 2013




GRAZALEMA 2525
YW266F




MENELES 2525
YW267F



FARO 2525
YW268F



GHARDAIA 2525
YW253F



GRIS 2900 Sablé
YW355F



BLEU 2600 Sablé
YW361F



BLEU 2700 Sablé
YW353F




CANON 2525
YW279F



MANGANESE 2525
YW280F



VIOLET 2100 Sablé
YW357F



MANGALIA 2525
YW269F



Green Attraction

Drawing inspiration from nature and ecology to invent a highly contemporary look. This range embraces new attitudes to the environment to help punctuate our urban landscapes with greenery and other energetic, intense shades. Provides a range of sheens and textures that can be combined with cool flashes.

Collection Futura 2010 - 2013

Color Fiction

An effervescent, unabashed remix for the new media and internet generation. A search for lightness, practicality and glamorous performance that provide a refreshing addition to ordinary daily life. A composite range of pastels and acid-drop tones.

A collection of smooth finishes in anodized, metallicized or sequined hues.

Collection Futura 2010 - 2013



IRRAWADDY 2525
YW270F



VERT 2300 Sablé
YW362F



SANAGA 2525 Sablé
YW368F



BORA 2525
YW369F



VERT 2500 Sablé
YW354F




HALAMHERA 2525
YW052F



BLEU 2500 Sablé
YW372F



ATLANTE 2525
YW282F




SOTHO 2525
YW275F



HAVANA 2525
YW251F



PACIFIC AVENUE 2525
YW276F




GOLDEN BEACH 2525
YW255F

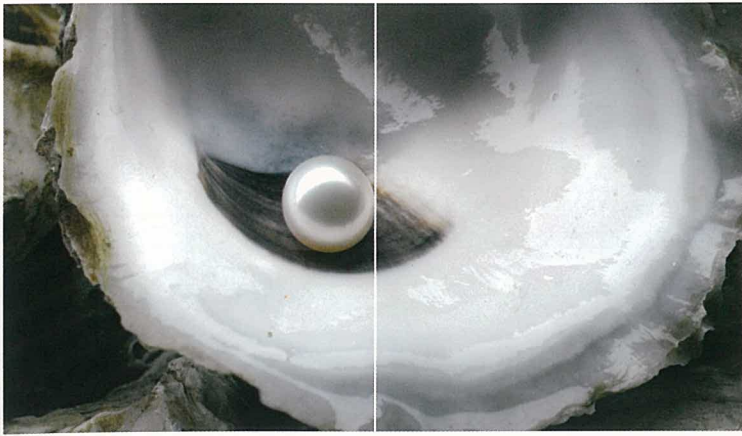


SAN FRANCISCO 2525
YW277F



AQUADISIAC 2525
YW278F








Neo Elementary

A return for solidity, minimalism and timeless design. Simple beauty and traditional craft know-how merge with the lasting appeal of sand, stone and wood to develop an efficient aesthetic that can be either restrained or radical. Neo elementary represents a range of light, neutral tones with smooth matt and gloss or sandy, granular textures.


Collection Futura 2010 - 2013



IVOIRE 2100 Sablé
YW364F




GRIS 2800 Sablé
YW356F



CHAMPAGNE 2525
YW281F



TOLEDO 2525
YW271F




YAZD 2525 Sablé
YW370F




PORTOBELLO 2525
YW050F



GRIS 2150 Sablé
YW365F




SILVER 2525
YW206F



GALET 2525
YX050F



GRIS 29770 Chiné
YX051F



ACIER 2525
YW150F



GRIS 2400 Sablé
YW373F




Survival World

Combining a spirit of resistance with an industrial wasteland aesthetic that draws on the post-apocalyptic world of video games for inspiration. Old gold, bronze, coppery effects and oxidized black deliver a palette of nuances that are alternatively raw and sophisticated. A range of matt finishes and smooth or sandy surfaces with uneven textures permeated by traces of oxidation.


Collection Futura 2010 - 2013




THAR 2525
YW272F



JAISALMER 2525
YW273F



BRONZE 2525
YW283F



GRIS 2500 Sablé
YW358F



PYRITE 2525
YW207F



PLATINE 2525
YW284F



BRUN 2650 Sablé
YW366F



NOIR 2200 Sablé
YW360F



NOIR 2100 Sablé
YW359F




STARLIGHT 2525 Sablé
YX353F



MARS 2525 Sablé
YX355F



ROUGE 2100 Sablé
YW371F



HIMBA 2525
YW274F